

Dieci Case in Italia

To Lella and Aurelio,
unforgettable
parents and grandparents
whose teachings
shall never leave us

The book includes a sample of **IB Studio**'s most significant projects of the past few years. Conveying the main focus of the practice, which is rehabilitation. IB Studio works primarily on rehabilitation of country homes, mountain chalets, and urban apartments .

The images unravel the architects' professional history. Their projects surely transpire attention for the existing details and their passion for preserving. Yet this love for preservation is continuously challenged by their anticonformist and modern details, to altogether create an overwhelming combination of old and new, conservation and innovation, for a unique effect.

Isabella and Beatrice's houses convey the antique homey feeling of the original place, by maintaining the original design of common spaces. Their houses share the intimate pleasure of conviviality. That's what makes them unique, more than the handmade cotto tiles and the vaults.

The future has an ancient heart – yet antiquity contains per se the seeds of an enlightened and progressive future. IB Studio build bridges, tie binds, and leave behind simple peace.

4 Farmhouses and Chalets

- 6 — Podere in Chianti
Tuscany
- 30 — Casale in Val Tidone
Emilia Romagna
- 40 — Cascina in Brianza
Lombardy
- 50 — Casale in Val di Chiana
Umbria
- 60 — Chalet in Entrèves
Aosta Valley
- 70 — Chalet in La Saxe
Aosta Valley

80 Apartments in Milan

- 82 — Apartment
in zona Fiera
- 88 — Apartment
in piazza Castello
- 94 — Apartment
in Porta Nuova
- 100 — Apartment
in via Paolo Sarpi
- 106 — The studio
- 110 — List of projects

Farmhouses and Chalets

Six restoration projects of farmhouses and mountain chalets, amidst the preservation of local architectural traditions and interpretation of modernity.

- 01 Podere
in Chianti
- 02 Casale
in Val Tidone
- 03 Cascina
in Brianza
- 04 Casale
in Val di Chiana
- 05 Chalet
in Entrèves
- 06 Chalet
in La Saxe



01 Podere in Chianti

A farmstead surrounded by 80-hectares of vineyard and olive groves, turned into a modern *agriturismo*

The property originally comprised of four buildings. One was the original farmer's house with an annexed wine making cellar, whereas the other three were barns for tools and machineries, stable, and storage.

The project centred around a careful study of the original function of the buildings. The architects maintained the surviving original features and integrated them with antique materials and traditional techniques, in order to convey an aesthetic unity.

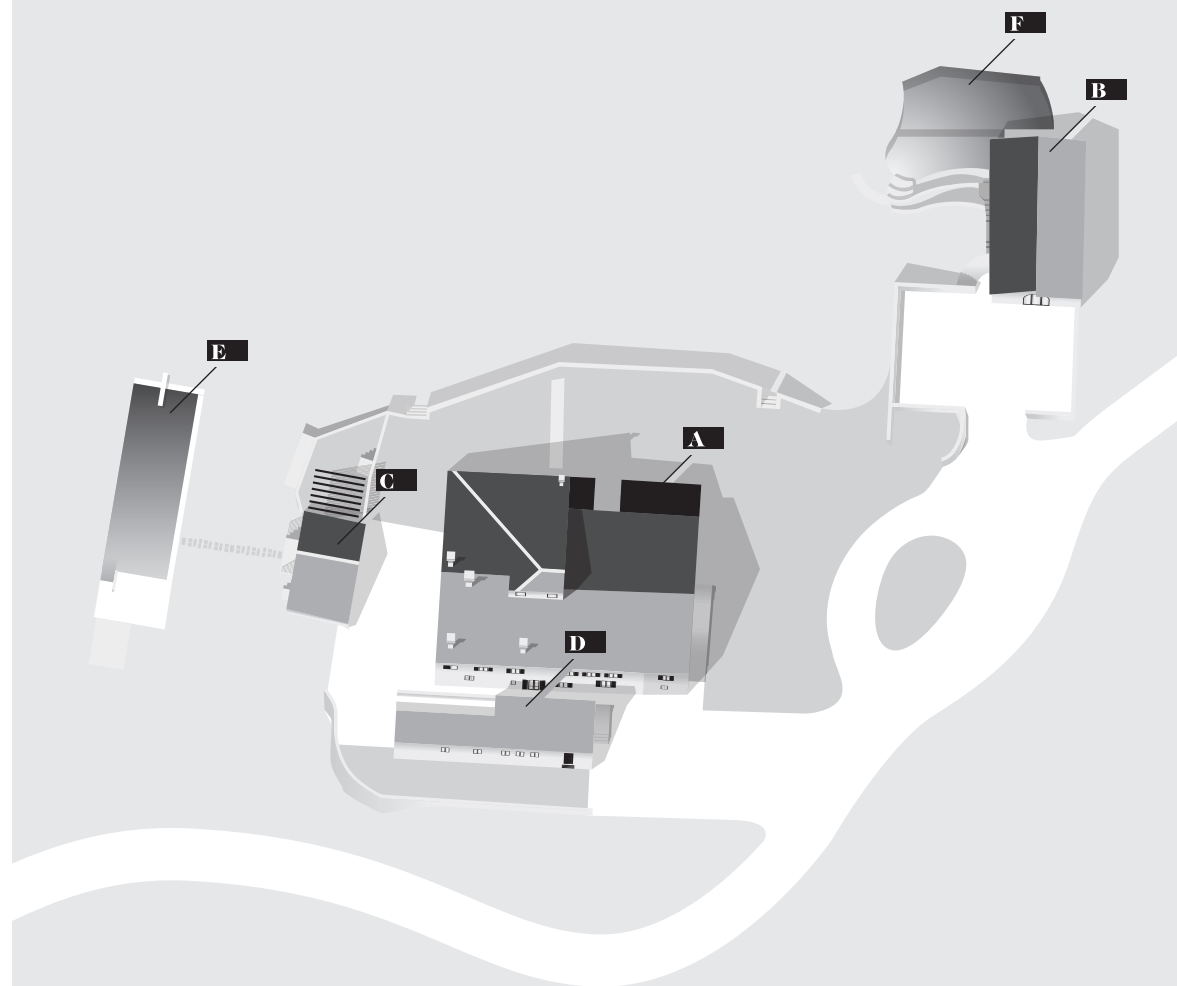
Three of the 4 original buildings are now for residential use and the fourth is a panoramic loggia with a beautiful arbour and a modern wine making facility, which is still under construction.

The main house (A) is an agriturismo with five en-suite bedrooms on the first floor and a large living area on the ground floor.

The former hay store (B) is now a guest-house overlooking a natural lake-style pool made of local stone.

The panoramic loggia (C), with a beautiful view over the Chianti hills, Siena and San Gimignano, is an open area for relaxation or social moments. It also acts as a perfect pool house for the main swimming pool, which it overlooks.

The housing complex finally includes a house for the caretaker (D).



- A** — Main House
- B** — Former hay stay
- C** — Panoramic Loggia
- D** — Caretaker's house
- E** — Infinity pool
- F** — Lake-like swimming pool







Main House

Past owners had rather awkwardly plastered the outside wall. The architects have now brought it back to its original beauty with various acid and sanding treatments, which have uncovered the original stone in all its natural hues.

Inside, they maintained all the original vaulted ceilings and arches. They substituted the beams and floors, which could not be salvaged with reconditioned materials.

The new floor, made of Spanish stone and oak, is assembled in different decorative designs for each room.

The 28 doors, all original antiques from Spain, Lombardy, and Tuscany, help add a fine charm at once traditional and original, to what would have been a rather monastic and caste interior. On the first floor, there are now 5 autonomous, separate suites, each with a different character. On the ground floor, the opening of new arches, which seamlessly connect all the spaces, make the living area harmonious and full of light.

Secondary buildings

The architects redesigned each of the secondary buildings with its very specific identity. The hay store is now a guesthouse, which overlooks its own private stone pool, a welcoming space with a living area that develops around an antique fireplace, and two en-suite bedrooms.


The finishes such as the handmade chestnut doors and the floors of handmade terracotta tiles and bleached oak, all contribute to complete the sense of warmth and comfort that permeates the house. A *loggia* with two large arches – one opened specifically to mirror the other – stands where the storerooms used to lay, and rewards the owners of the property with a magnificent view over the Chianti hills, San Gimignano and Siena. The fourth, smaller building, has been turned into a house for the caretaker.

The garden

The vast garden is nestled on the gentle slopes of the estate, which opens onto the panoramic landscape and becomes an integral part of it. A large lawn, dotted with aromatic rosemary and lavender, frames the architectural quality of the buildings.

Designed to provide both owners and guests with high standards of outdoor life, an outdoor stone pool adjacent to the guesthouse and an infinity pool, complete with trampoline, enhance and complement the property.











1. The main house and the panoramic loggia with the infinity pool at the forefront
2. The guesthouse with its stone pool
3. The infinity pool harmoniously set within the gardens

4.



5.



- 4. View from the arch of the *loggia*
- 5. The interplay of the main building's open arches
- 6. Stone wall with arch, original entrance of the main building
- 7. Mid-1700 Italian door
- 8. 1600 Spanish door
- 9. Spatial distribution of the main building


6.



7.



8.








10.

- 10. The modern and functional kitchen with its antique solid wood table, which enhances the dining function of the room
- 11. Perspective with the dining room table
- 12. Entrance of one of the suites with reading area and living room
- 13. The bathrooms, characterised by the contrast between the harsh geometric lines of the fittings and the warmth of the parquet floor and the ceiling, brought back to its original state
- 14. One of the suites characterised by the ceiling made of wooden beams and antique terracotta tiles



11.

12.



13.



14.



02 Casale in Val Tidone

A rural complex in the hills of Piacenza, combining native traditions with a hint of Provencal atmosphere

The initial situation was bleak, if fascinating: three rural buildings, in a state of complete degradation, two of which, the barn and stable, were made of concrete and in extremely poor conditions. Even the main house, while presenting the most valuable characteristics of the property, required a radical renovation. Furthermore, the three bodies, in addition to being aesthetically heterogeneous, were distributed in a discontinuous and fragmented way. For this reason, the key intervention has been a redefinition of the volumes, aimed at ensuring the compactness and functionality of the whole.

The architects demolished and rebuilt the barn by linking it to the house via a new connecting body. Where once laid the stables, they placed a guesthouse. A wall with a portal built by a local artisan in local stone and antique bricks, in accordance with the style typical of the area, joins the three bodies.

This portal, in addition to conferring unity to the whole, marks a boundary between the garden and the surrounding countryside.

Provence inspired the interior design. The architects and the clients collected most of the furniture in Ile sur la Sorgue, a picturesque village near Avignon, known for its high quality antiques. The natural colours of the wood, light oak and terracotta blend harmoniously with the neutral tones and lime colours of the decor.

The final effect is a lively and elegant atmosphere inside, which is in dialogue with the gently rolling hills, framed by the large picture windows. New lavender bushes, broom, and jasmine, another gentle reminder of the colours and scents of Provence, enrich the traditional garden, a large green lawn with indigenous Mulberry trees.



The house before
the works



15.



18.



16.



17.



- 15. The main entrance of the estate
- 16. The entrance portal, built of stone, brick and tiles, according to local custom
- 17. The swimming pool's panoramic views over the valley
- 18. The conversion of rural courtyard into a green meadow

19.



19. Panoramic view of the Tidone valley from the garden
20. The living room, with antique furniture and a French window like a frame to the surrounding landscape
21. The master bedroom with exposed beams and a light oak floor, which is in harmony with the cream tones of the upholstery
22. The stone staircase with wrought iron balustrade connects the living area to the sleeping area
23. The dining room with vaulted ceilings and terracotta floors inlaid with light oak

21.



22.



20.



23.





26.

- 24. View of the living area
- 25. The modern white kitchen framed by the natural warm tones of wood and terracotta
- 26. The bathroom with muted tones of natural essences, and bleached wood furniture

03 Cascina in Brianza

The renovation of the stables and the barn of a neo-Gothic farmhouse dating from the mid-nineteenth century, within a large estate in Brianza

The aim of the client was to transform the rural structure into three independent apartments overlooking a communal garden. Antique brick pillars of particular historical and cultural value support the building, because of that protected by the National Cultural Trust. The historical significance of the building, a fine example of rural architecture, has focused the project towards the conservation of the stylistic features typical of a Lombard farmhouse which were lovingly restored or reproduced with original materials, most of them coming from the building itself. The trusses were painstakingly restored. Instead, the characteristic grid pattern of the barn's windows, which were in a precarious state of conservation, had to be demolished and rebuilt with recuperated bricks.

The interiors contain antique tables, desks, chairs, and chests chosen to be consistent with the style of the building. The finishes use more modern materials, such as resins, mixed with traditional native materials, such as terracotta and smoked oak. The lighting also plays a crucial role in the project. The traditional grid pattern on the large windows gives the bedrooms a very soft natural light, modulated by geometric effects of light and shade that create a warm and natural atmosphere. Artificial lights, in guise of old lanterns that cast a fascinating game of shadows on the walls, reproduce the gridded effect elsewhere in the house.





28.



29.



30.



31.




- 27. Overall view of the farmhouse and barn
- 28. Double bedroom, with its distinctive grid work that filters natural light
- 29. Bedroom star-shaped lantern
- 30. The bathroom, with cement fitted cabinet
- 31. View of the bedroom area
- 32. The large open space on the ground floor, with the staircase that leads to the bedrooms and the stone fireplace in the background



- 33. The guest bathroom with antique door and glazed terracotta tiling
- 34. The entrance to the bathroom
- 35. The staircase with smoked oak steps and handmade wrought iron railing
- 36. The kitchen with industrial design table and chairs



34.



04 Casale in Val di Chiana

An old farmhouse at the heart of the Umbrian countryside brought back to its antique magnificence

The project preserved the genius loci of the original building, an old farmhouse within a 60 hectares estate. A philological recovery achieved with original materials and integrated by sophisticated touches, such as wood trims made with antique beams recovered from Assisi after the earthquake and antique furniture. The stone staircase juxtaposed to the façade was rebuilt by local skilled craftsmen using the original design. This solution, in addition to ensuring that the building is visually striking, preserves a characteristic feature of the rural houses in this area. These houses were always built with the stables downstairs and the master house on the first floor, that inhabitants accessed via an external staircase. Inside, the building preserves the original rustic atmosphere of the house, though a chic décor of antique

furniture and precious finishes add a fresh new touch. These touches include an Etruscan stone and antique wood floors, the antique brick inserts of the arches and a fireplace with a beautiful vintage mantelpiece. The wrought-iron railings and chestnut wood window frames, made by local artisans and based on original drawings, contribute to add a feel of authenticity and warmth the environment, typical of the Umbrian countryside. The garden has been completely redesigned with a modern swimming pool surrounded by a frost-resistant terracotta floor, which is overlooked by the one bedroom guest-house, also created by restoring a pre-existing tools' shed.





37.

- 37. Entrance to the main house with staircase rebuilt in recycled materials, respecting the original design
- 38. Detail of the stone wall with wood
- 39. View of the entrance stairway
- 40. The swimming pool with terracotta frost-resistant flooring and the ample veranda that can be completely opened in the summer
- 41. Overall view of the main house, with its stone and brickwork façade and chestnut wood window frames



38.



39.

40.





42. The downstairs living area, with a row of recovered brick arches and antique wood and Etruscan stone floors
43. The staircase to the sleeping area, with wrought iron balustrades and Etruscan stone treads



42.



43.

44.



45.



46.



47.



- 44. The bathroom with tiled walls and terracotta niches
- 45. The living room, with antique furniture purchased from antique shops in Umbria
- 46. The living room, with its mid XVIII C fireplace
- 47. The modern kitchen, overlooking the garden

05 Chalet in Entrèves

**From farmhouse to chalet in Entrèves,
fond of its original identity**

The original building, an old rustic mountain farmhouse, while presenting an exquisite architectural design, required a radical restructuring. As per local customs, the ground floor was a chicken coop and barn, the first floor was the farmers' living quarters while the attic was used for hay storage, as evidenced by the typical portholes used to access the store. The architects divided the building, originally owned by a single family, into three independent, split-level apartments. They completely restored the façade and the walls, and rebuilt the roof, with the typical stone tiles covering used in the Aosta valley. The roof was complemented by a new dormer window with panoramic views of Mont Blanc.

The project maintained the rustic spirit of the building also in the design of the interior. The architects retained the original beams and rebuilt the ceilings with recovered planks as per the original design. These local materials interact harmoniously with the antique furniture from Valtellina (Lombardy): an hand-crafted wood panelling made from wood found on site and an old stone fireplace, which scenically completes the sober and charmingly elegant space.







49.



50.



51.

- 48. The façade of the chalet with handrails and fittings in the traditional local style
- 49. The garden is bounded by a stone wall
- 50. The large green area that surrounds the building
- 51. View of the entrance stairway to one of the apartments



- 52. The stone antique fireplace
- 53. The antique tables and chairs from Valtellina
- 54. The large living space, in which old materials interact with modern design pieces
- 55. The attic, with the original restored beams and hay portholes
- 56. Detail of the living room, with larch wood floors and staircase
- 57. The warm atmosphere of the loft with panoramic views of the Mont Blanc



06 Chalet in La Saxe

The recovery of moods and colours typical of the traditional architecture of the Valdigne (Aosta Valley)

A typical mountain chalet, in a precarious state of preservation, has recovered its old charm thanks to a major renovation job. The façade, of particular value for its elegant simplicity, was restored with care for its original materials and colours. The roof was rebuilt with stone tiles as per local traditions. IB-Studio paid particular attention to the small garden surrounding the house, which they transformed into a comfortable outdoor lounge. A small tool shed was converted into a cozy guesthouse. Fir wood is the protagonist of the interior decorations – its soft colour and natural brightness highlights the breadth and light of the rooms.

The furnishings chosen reflect the exquisite taste of the owners: ancient Tyrolean furniture alternate with classic pieces, upholstered with fabrics and velvets in bright colours. Wooden sculptures with iconographic motifs typical of the mountains complete the setting. The ground floor is mainly a living area, with the addition of a bathroom and a guest room. The first floor is reserved for the sleeping area and has been complemented with a mezzanine that as well as hosting a study, gives the owners a breath-taking view of Mont Blanc.







59.

60.



61.



- 58. The large living space with fir wooden floors and staircase
- 59. The sofas, covered with precious fabrics in bright colours, which interact with the soft and natural colours of the space
- 60. The staircase leading to the bedrooms
- 61. Upstairs, the wooden staircase that leads to the loft
- 62. View of the living space from the entrance

63.



66.



- 63. The master bedroom
- 64. A wood coat hanger sculpture
- 65. The bathroom, characterized by the natural hue of the fir wood finishes
- 66. Detail of the fir wood staircase, made by local artisans
- 67. The cottage, with the garden and guesthouse dominated by the majestic summit of Mont Blanc



65.



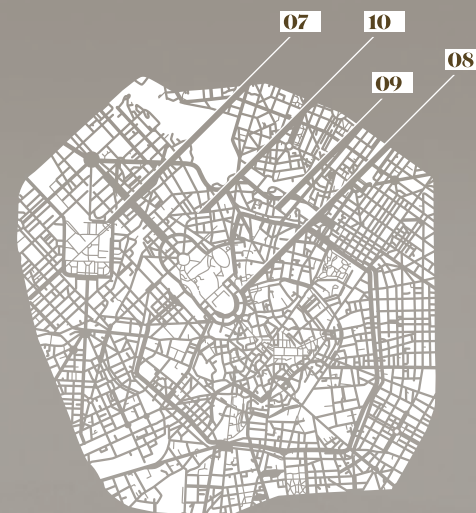
64.



Apartments in Milan

The theme of urban residence, dealt with originality and attention to detail, according to languages and aesthetics consistent with the expectations and the lifestyle of the clients

- 07 Apartment in zona Fiera
- 08 Apartment in piazza Castello
- 09 Apartment in Porta Nuova
- 10 Apartment in via Paolo Sarpi



07 Apartment in zona Fiera

The space of a typical traditional middle class Milanese-style building redesigned to become a majestic urban residence

Two apartments in a typical Milanese 19th C workmen building, where living spaces were built along a balustrade from which each was accessed, have been transformed into a luxury apartment, spacious and elegant. The layout has been set on the basis of a clear distinction between the living area downstairs and a sleeping area upstairs, the latter split between the large master suite and the bedrooms for the children. This space is completed by two small studies and areas for play, fitness, and relaxation. The intervention involved both the functional organization of the spaces and the most strictly aesthetic and ornamental aspects. The restoration of the original beading and the entablature of the ceilings suggested a decoration of great visual impact, with a pattern that alternates between white modules and modules in different colours for each room, also coordinated with furniture and acces-

sories. The horizontal stripes pattern was used, this time with neutral colours, also on the walls of the entrance hall, which thus accentuates the dynamism of the visually impressive internal staircase, with its wrought iron balustrade and stone treads. The choice of furniture, which combines modern and vintage pieces, expresses a design approach of an original and eclectic elegance, emphasized further by the precious fabrics and velvets of the soft furnishings.



68.



69.



70.



68. The entrance hall, with walls decorated in horizontal stripes and a view of the living room

69. The master bedroom suite with exposed beams, decorated in soft hues of colour

70. The opening that connects the dining room and living room with its red curtains becomes a theatre stage

71. The Provencal-inspired bathroom with different hues of white

71.



72.



72. Bedroom with beading alternating rows of white and mustard yellow

73. White bedroom with pastel sage coloured inserts

74. Detail of the staircase that connects the living and upstairs areas, with stone treads and handmade wrought iron and wood balustrade

75. Bedroom, with vivacious chromatic contrasts between warm and cool colours

73.



74.



75.

08 Apartment in Piazza Castello

In Piazza Castello, in the heart of Milano, the conversion of a large office into an elegant apartment

Due to the original function of the space, its renovation into a family apartment required a drastic redefinition of the space and the cuts of the rooms – without losing some of the period details and finishes. Therefore, the project maintained the period windows, parquet floors, friezes, and moldings, restoring them when needed. Instead, the architects reorganized the rooms around a spacious living area, which constitutes the core of the apartment. The design of the interior reflects an “industrial chic” aesthetic, achieved by using pieces recovered in disused industrial sites,

which interact with contemporary design objects in a game of contrasts and harmony. The colours of the walls, alternating the white base with inserts of shades of taupe, constitute a sober background, which however possesses a strong visual identity. A long corridor, devoid of any decoration and lighted by a row of industrial lamps, leads to the bedrooms, all furnished with antique furniture and warmed by the original parquet floors.





76.

76. The large open plan living area

77. The arch that frames the living room

78. Design objects interact with the sideboard recovered from a precious factory

77.



78.



79.



80.



81.

82.



- 79. The long corridor that leads to the bedrooms, lit with industrial lamps
- 80. View of a bedroom from the corridor
- 81. The walls of the rooms are painted in saturated, lively colours, all different
- 82. The bathroom is all in shades of white, with slade floors and a washbasin holder in durmast wood

09 Apartment in Porta Nuova

**A house museum where works of art
become the setting for a space to live in**

Two apartments overlooking the courtyard of an old house in the Porta Nuova area, were restructured and merged to adequately accommodate the owners and their eclectic collection of art works. The challenge was to interpret the house as a place where the most strictly functional requirements of living could integrate harmoniously with a large collection of paintings, posters, and design objects, without reducing the space into an exhibition gallery without any home feeling.


The choice was to dedicate the upstairs to a large open space, with a conversational area, a pull table, dining area, and the kitchen, separated from the living area by a partition open onto a flourishing terrace. This solution, in addition to ensuring adequate lighting to the whole space, has allowed us to outline the

scenic wings that frame large portions of the garden terrace. The lower level is more structured, with a small but comfortable open space studio perched above an elegant *salle de bain*. The master bedroom connects to a spa bathroom, which includes a sauna and a large open shower and bathing area. The paintings and posters were placed very freely in all the available spaces, including the service areas, in an arrangement that includes both hanging from the walls and the simple setting on the floor. This results in an atmosphere that is very lively but not excessively so, in a superposition of colours and visual suggestions in which red, also the colour of the doors, plays a predominant role.





83.



84.



85.



86.

- 83. The staircase with oak treads and a minimalist iron balustrade
- 84. The spa bath
- 85. A partition separates the kitchen from the living area, leaving large openings that frame the garden terrace
- 86. A view of the living area
- 87. Overall view of the living area
- 88. The loft studio, with works of art on the walls and on the floor



87.



10 Apartment in via Paolo Sarpi

A two-bedroom apartment located in one of the most picturesque districts of Milano, furnished with pieces of recovered materials and family furniture

This restructuring has transformed a small 100 square meters apartment into a cozy and bright living space, where modern architectural language interacts with the tradition of handcrafted recovered furniture. The design choice agreed with the client was to reorganize the space around a large open living area, and furnish it with pieces full of a precise historical and affective identity, as they were all collected by the owner in fairs, antique shops, and family homes. The environment is characterized by the brightness of the walls and beams repainted in white, which, in addition to promoting the diffusion of light, emphasizes the warmth and texture of the wooden floors, restored and darkened to enhance the effect.

In the kitchen, the monochrome white tone-on-tone is broken only by a solid wood table with a used texture. In one of the two bathrooms, the striped wallpaper gives dynamism to the space, otherwise resin-coated in sage green. In the living area, the line of demarcation between the kitchen and the living room is simply marked by different flooring, resin in the kitchen, parquet floor in the living room. The same principle was used in the master suite where the bathroom, all in white resin, contrasts with the dark wooden floor.



- 89. The kitchen table and chairs from a family home
- 90. The large open plan living area with exposed beams and wooden floors, decorated with furniture and accessories picked up from fairs, antique shops and family homes
- 91. The bedroom, all in white to contrast the warm tone of the wooden floors, deliberately darkened
- 92. The bathroom with stripy wallpaper and resin sage green skirting board
- 93. The master bathroom, with clean lines broken by recycled objects with warm tones and textures
- 94. The open plan living area where the separation between the living room and the kitchen is marked by the different flooring, respectively parquet and white resin



89.



90.



91.



92.



93.



It all began in 1980 when Isabella Invernizzi, after graduating in architecture at Milan University (Politecnico di Milano), and following a collaboration with Marco Zanuso, set up IIAW, **Isabella Invernizzi Architecture Workshop**. The office, based in Milano, began to specialize in prestigious renovation jobs and, over the years, completed a large number of projects, both in Italy and abroad. From luxury apartments in the city, to charming farmhouses in the Italian countryside and houses in the mountains and by the sea, IIAW expresses a design language that is not limited to a mere philological recovery. Rather, it communicates an interpretation of the original buildings, aimed at enhancing their core characteristics through innovative solutions and materials, in accordance with the genius loci and the living needs, both functional and aesthetic, of the clients.

In the IIAW portfolio however, there is no shortage of different typologies of interventions, such as an hotel in Umbria, a restaurant chain in Japan, or a mansion in Australia, just to name a few.

In 2009 **Beatrice Bonzanigo**, freshly graduated from the Academy of Architecture in Mendrisio (CH), began her collaboration with the studio. She brought to the firm a humanistic design culture, inspired by the teachings of minimalist architects such as Peter Zumthor and Valerio Olgiati.

The IB-Studio is currently engaged in the following projects:

- Construction of a new winery producing cellar in Chianti
- Renovation of a prestigious penthouse in the center of Milan
- Renovation and extension of a villa in the countryside near Como
- Renovation of an apartment in the Solari area in Milan
- Development plan in the Umbrian countryside for the realization of three single-family villas
- Renovation of an apartment near Courmayeur
- Extension of a chalet and exhibition space near Chamonix





Jobs List

from 1982 to 2014

1982

Milano
via Castelfidardo
apartment renovation
Foro Buonaparte
renovation of bank offices
via Faravelli
apartment renovation
Ripa Pta Ticinese
apartment renovation
via Verga
apartment renovation
via Borgonuovo
apartment renovation
Sesto Calende
villa renovation

1983

Laura was born in August
Milano
Arco della Pace
apartment renovation
Corso Vercelli
veterinary clinic
Viale Tunisia
apartment renovation
Trieste
apartment renovation
Venezia
apartment renovation

1984

Beatrice was born in November

Milano
via Macedonio Melloni
apartment renovation
via Verga
apartment renovation
via V. Monti
apartment renovation
Aosta
villa renovation

1985

Milano
via V. Monti
attic renovation
via Spiga
apartment renovation
Cernobbio (CO)
villa renovation
Cernobbio (CO)
apartment renovation

1986

Milano
via Elba
apartment renovation
Via Borromei
apartment renovation
via V. Monti
apartment renovation
piazza Conciliazione
offices renovation

Como
villa renovation

1987

Milano
via Vigevano
apartment renovation
piazza Castello
offices renovation

San Siro
apartment renovation
Bollate (MI)
renovated former factory into exhibition center
Palermo
villa renovation
Zibido San Giacomo (MI)
villa renovation

1988

Courmayeur (AO)
apartment renovation
Palermo
unrealized project for a Congress Centre
Appiano Gentile (CO)
theatre into a home transformation
Tripoli — Libya
villa styling and decoration
Somma Lombardo (VA)
hotel styling and decoration

1989

Camilla was born in August
Milano
via Telesio
apartment renovation
via Verga
apartment renovation
Appiano Gentile (CO)
apartment renovation

Torino
offices renovation

1990

Milano
via Piermarini
apartment renovation
1991
Milano
via A. Saffi
apartment renovation
via Visconti di Modrone
apartment renovation
corso Vercelli
apartment renovation

1992

Milano
via Mozart
apartment renovation
Portovaltravaglia (VA)
nursing home for the elderly

1993

Milano
piazza Novelli
apartment renovation
Lucca
farmhouse renovation

1994

Milano
via Turati
attic extension
corso Venezia
apartment renovation
Casorate Sempione (VA)
villa renovation
Sarre (AO)
building renovation for apartments

Courmayeur (AO)
building renovation for apartments
London — United Kingdom
renovation of a property into a single family home

1995

Milano
via San Michele del Carso
apartment renovation
corso Buenos Aires
apartment renovation
Tribiano (MI)
book center
Verrand (AO)
apartment renovation
Verrand (AO)
house renovation
Oltrona (CO)
villa renovation

1996

Milano
via Fetonte
former stable in loft apartment
via Serbelloni
apartment renovation
Uggiate (CO)
villa renovation

Torino
apartment renovation
Casorate Sempione (VA)
villa renovation

1997

Milano
via Zezon
apartment renovation
via Gaio
apartment renovation
via Elba
decoration
Lainate (MI)
villa renovation
Garzola (CO)
villa renovation
Varedo (MI)
villa renovation
Osaka — Japan
italian restaurant chain

1998

Milano
via Marghera
apartment renovation
via Meda
loft renovation
San Siro
attic renovation
via Foppa
attic renovation
viale Monte Santo
apartment renovation
Courmayeur (AO)
villa renovation
1999
Milano
via Cappuccini
apartment renovation
via V. Monti
apartment renovation

via Elba
apartment renovation
corso Lodi
apartment renovation
Courmayeur (AO)
apartment renovation
Citta della Pieve (PG)
farmhouse renovation
London — United Kingdom
apartment renovation
Melbourne — Australia
villa renovation

2000

Milano
corso Venezia
apartment renovation
viale Bligny
apartment renovation
piazza Tricolore
apartment renovation
Porta Venezia
apartment renovation
via Serbelloni
apartment renovation
via V. Monti
apartment renovation

Como
villa renovation

Geneva — Switzerland
offices renovation

Santa Margherita (GE)
apartment renovation

2001

Milano
via Montegrappa
apartment renovation
via Palestrina
apartment renovation
via Piermarini
apartment renovation
viale Majno
apartment renovation
corso Venezia
apartment renovation
Bresso (MI)
offices renovation
La Saxe (AO)
villa renovation
Serravalle Scrivia (GE)
villa renovation

London — United Kingdom
house renovation

2002

Milano
via Strobel
attic extension
piazza Virgilio
apartment renovation
via Gioberti
attic extension
via Gioberti
apartment renovation
piazzetta Brera
apartment renovation
via Rivoli
apartment renovation
via Olona
apartment renovation
via Marghera
apartment renovation

via Foppa
attic extension
Bormio (SO)
villa renovation

2003

Milano
viale Zara
travel agency renovation
via Elba
apartment renovation
via Marco Polo
apartment renovation
via Gaio
apartment renovation
via Cappuccio
apartment renovation
via V. Monti
apartment renovation
corso Buenos Aires
doctor's surgery renovation

Lerici (GE)
apartment renovation
Uggiate (CO)
villa renovation

Citta della Pieve (PG)
hotel renovation

Courmayeur (AO)
apartment renovation

Courmayeur (AO)
apartment renovation

Travo (PC)
farmhouse renovation

2004

Milano
via Volta
apartment renovation
via XX Settembre
villa renovation
via Olona
apartment renovation
corso Indipendenza
offices renovation

Arluno (MI)
development plan

Val Tidone (PC)
farmhouse renovation

2005

Milano
corso Italia
apartment renovation
Citta della Pieve (PG)
farmhouse renovation
Montefelcino (PU)
farmhouse renovation

2006

Milano
via Ferrucci
apartment renovation
piazza Tricolore
apartment renovation

Citta della Pieve (PG)
hotel swimming pool construction and external landscaping

Uggiate (CO)
villa renovation

2007

Milano
viale Montegrappa
apartment renovation

via Marco Polo
apartment renovation
via Cartesio
apartment renovation
viale Montesanto
apartment renovation
via Marghera
apartment renovation
via del Caravaggio
apartment renovation
piazzale Baiamonti
house renovation
corso Indipendenza
offices renovation
Courmayeur (AO)
apartment renovation
Triuggio (MB)
recovery plan
Lugano — Switzerland
residential complex

2008

Milano
via Monferrato
apartment renovation
via Marghera
loft renovation
via Moscova
exhibition space
Cadempino — Switzerland
farmhouse renovation
Montecatini
Val di Cecina (PI)
farmhouse renovation

2009

Milano
piazza Castello
apartment renovation
via Solferino
shop renovation
Porta Nuova
apartment renovation
Triuggio (MB)
farmhouse renovation
Courmayeur (AO)
house renovation
Castellina in Chianti (SI)
farmhouse renovation

Lugano — Switzerland
apartment renovation
Courmayeur (AO)
façades renovation

Moscow — Russia
house styling and decoration
Castellanza (VA)
villa extension

2010

Milano
largo Cairoli
attic renovation
via De Amicis
apartment renovation
piazzale Baiamonti
loft renovation
via dell'Annunciata
apartment renovation
via Piermarini
apartment renovation
via Olona
apartment renovation

Casteggio (PV)
farmhouse renovation

2011

Citta della Pieve (PG)
development plan - *ongoing*
Courmayeur (AO)
villa extension

2012

Milano
viale Pisa
apartment renovation
Citta della Pieve (PG)
farmhouse extension
Courmayeur (AO)
apartment renovation
San Casciano dei Bagni (SI)
house renovation

2013

Milano
via Solari
apartment renovation
via Cappuccio
apartment renovation
ongoing
via P. Sarpi
apartment renovation
piazzale Baiamonti
apartment renovation
Oltrona San Mamette (CO)
villa renovation and extension
ongoing

2014

Milano
c.so Porta Ticinese
apartment renovation
via Pozzone
apartment renovation
ongoing
via Solari
apartment renovation
ongoing
Castellina in Chianti (SI)
wine making plan and cellar
ongoing
Passy — France
restructuring and extension of chalet
ongoing

Dieci Case in Italia

on site photography

Luca Miserocchi

office photography

Mariaserena Chiesa

graphic design

Alessandro Boscarino

with the support of

Luca Di Bello

preface

Vittorio Locatelli

translation

Francesca Invernizzi

Laura Bonzanigo

print

Lasergraph, Milano

IB Studio

Piazzale Baiamonti 1

20154 Milan (Italy)

+39.02.29008476

iiawmi@alice.it

www.ib-studio.eu